


Merge Author Profiles and Affiliations in Scopus

- When an author's works are added to the *Scopus* database, an author profile is created. The profile includes the author's name, a *Scopus* author identification number (Author ID), citation statistics, subject areas in which the author is publishing, and the author's publication and affiliation history.
- *Scopus* attempts to ensure accuracy in author identification by creating a new profile if an author's name, subject areas, affiliation, or co-authors change, an approach that may result in multiple profiles. To simplify author identification, authors and institutions may request that multiple profiles be merged. Follow these steps to submit a request:
 - 1) Go to : <http://www.scopusfeedback.com/>
 - 2) Conduct an Author Search.
 - 3) Select the author entries to merge by clicking the box to the left of each name. (Click the 'Details' link, if available, for more information on an author, including the Author ID.)
 - 4) Review document
 - 5) Review Profile
 - 6) Submit request

Scopus will merge the author profiles in six weeks or less.




Scopus Author Feedback Wizard

Use the Scopus Author Feedback Wizard to collect all your Scopus records in one unique author profile. To locate your documents as completely as possible, please provide all the name variants under which you have published. Once you have submitted the author profile the Scopus Author Feedback Team will process your request within 4 weeks.

Author	Last name <input type="text"/> E.g., Smith	Initials or First name <input type="text"/> E.g., J.L.
		Add affiliation Add name variant Start

To add more name, click here



Scopus Author Feedback Wizard

Use the Scopus Author Feedback Wizard to collect all your Scopus records in one unique author profile. To locate your documents as completely as possible, please provide all the name variants under which you have published.

Once you have submitted the author profile the Scopus Author Feedback Team will process your request within 4 weeks.


Author	Last name	Initials or First name
	<input type="text"/>	<input type="text"/>
	E.g., Smith	E.g., J.L.
	Last name	Initials or First name
	<input type="text"/>	<input type="text"/>
		✕
		+ Add affiliation + Add name variant Start

Click "search" to start searching author

Scopus Feedback

[Terms and Conditions](#)
[Privacy Policy](#)





1 | Select profiles

2 | Select preferred name

3 | Review documents

4 | Review profile

5 | Submit changes

Select your Scopus profiles

Please select all profiles containing documents that are authored by you, and click the Next button to continue.

You searched for: Authname (hasan, habsah or hassan, habsah)



Sort by Relevancy



All <input type="checkbox"/>	Authors	Documents	Subject area	Affiliation	City	Country
1 <input type="checkbox"/>	xxxxxxxxxxxxx	10	xxxxxxxxxxxxx	School of Medical Sciences - Universiti Sains Malaysia	Kubang Kerian	Malaysia
	Show recent documents					
2 <input type="checkbox"/>	xxxxxxxxxxxxx	9	xxxxxxxxxxxxx	School of Medical Sciences - Universiti	Kubang Kerian	Malaysia
	Show recent documents					


back | **Next**

1) Check box to select name

2) Click "Next" Button

Scopus Feedback


[Terms and Conditions](#)
[Privacy Policy](#)



1 | [Select profiles](#) | **2 | Select preferred name** | 3 | Review documents | 4 | Review profile | 5 | Submit changes

Select the preferred profile name


Please select the preferred name for your unique author profile.

Profile name 

- Please select
- XXXXXXXXXXXX
- XXXXXXXXXXXX
- XXXXXXXXXXXX

[back](#) |

- 1) Select preferred profile name
- 2) Click "Next" Button



1 | [Select profiles](#) 2 | [Select preferred name](#) **3 | Review documents** 4 | [Review profile](#) 5 | [Submit changes](#)

Review your authored documents

Please indicate below which of the 19 documents are authored by you.

Sort by

<input type="checkbox"/>	<input checked="" type="checkbox"/>	Document Title	Author(s)	Date	Source Title
<input type="checkbox"/>	<input checked="" type="checkbox"/>	XXXXXXXXXXXXX XXXXXXXXXXXXX			
<input type="checkbox"/>	<input checked="" type="checkbox"/>	XXXXXXXXXXXXX XXXXXXXXXXXXX			
<input type="checkbox"/>	<input checked="" type="checkbox"/>	XXXXXXXXXXXXX XXXXXXXXXXXXX			
<input type="checkbox"/>	<input checked="" type="checkbox"/>	XXXXXXXXXXXXX XXXXXXXXXXXXX			
<input type="checkbox"/>	<input checked="" type="checkbox"/>	XXXXXXXXXXXXX XXXXXXXXXXXXX			
<input type="checkbox"/>	<input checked="" type="checkbox"/>	XXXXXXXXXXXXX XXXXXXXXXXXXX			

- 1) Select Document. Your current document is selected by default. To remove a document click the "X" button
- 2) Click "Next" Button

- 1 | [Select profiles](#)
- 2 | [Select preferred name](#)
- 3 | [Review documents](#)
- 4 | Review profile**
- 5 | [Submit changes](#)

Review your profile

Please review the information below to ensure that the profile will be correct.

Profile: xxxxxxxxxxxx

12 the preference of acute respiratory symptoms and role of proctore...
XXXXXXXXXXXX
XXXXXXXXXXXX

13
XXXXXXXXXXXX


14
XXXXXXXXXXXX
XXXXXXXXXXXX

15
XXXXXXXXXXXX
XXXXXXXXXXXX

16
XXXXXXXXXXXX

17
XXXXXXXXXXXX
XXXXXXXXXXXX

back | **Next**



- 1 | [Select profiles](#)
- 2 | [Select preferred name](#)
- 3 | [Review documents](#)
- 4 | [Review profile](#)
- 5 | **Submit changes**

Fill in contact details and submit

Please fill in your contact details below, so the Scopus Author Feedback Team can send you a verification email and contact you if necessary.

Last name*

First name*

E-mail*
Please enter an email address at the institution that offers you Scopus (e.g. name@university.edu)

Remarks

[back](#) |

- 1) Fill in Email & Remarks
- 2) Click "Submit" Button